












*Learning Support Service*

On Cue for Helpers

How can I help  
when a child is  
stuck on a word?



Keep the text moving – **enjoyment** and pace are critical  
Tell the child most words (if over 10% are unknown then the book is too difficult)  
Focus on a few words that the child **almost** worked out  
Help the child explore **strategies** for one or two words, at the end of the book session.

-  **Point to the picture** (say nothing unless you have to)
-  **Hint at the word** (focus on the context and your child's experience of language)
-  **Jump over the word** (read to the end of the sentence then try the word again)
-  **Take another run at the word** (re-read and re-consider the possibilities)
-  **Make a question of it** (help the child to focus on their experience of life and book language)
-  **Re-run and start the word** (re-read with the initial sound or syllable)
-  **Hide the word** (encourage the child to focus on their experience, context and the grammatical flow)
-  **Wait and see** (allow thinking time - the results will often surprise you - train yourself to count to 30)
-  **Re-phrase**
-  **Help to build the word** (remember to link these sound cues to the other available cues)

**One cue is rarely enough!**